

PERFORMANCE

21 dba

MAX FLOW	MAX HEAD	MAX LIFT
8 L/ HOUR	8 METRES	5 METRES

Running either wet or dry, the MINIBLUE® is whisper quiet whilst reliably removing condensate and debris. Inherently reliable whilst self priming it gives peristaltic performance at the price of a piston pump. The MINIBLUE® is small enough to quickly fit, or retro fit, into any existing installation, saving both time and money.

SENSING OPTION

MINIBLUE® pump available with:

CR PLUG	TEMPERATURE SENSOR
XB7-500	XB7-504
	



**RUN
DRY**


All of the BLUEDIAMOND® pumps have the ability to run dry without burning out. Enabling them to remove any liquids, preventing organic growth inside the tubing.



**WHISPER
QUIET**

Quiet in all stages of operation and not only when set to quiet mode or relying on a soft start setting.

DISCHARGE PIPE RUN



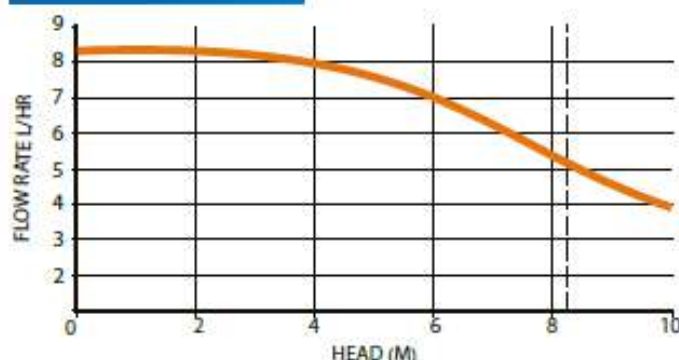
*8 KW MAX



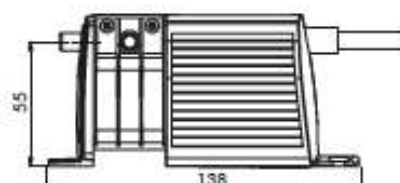
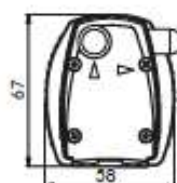
UNIT

3.5-8 KW

PERFORMANCE



DIMENSIONS (MM)



V (VERTICAL)	H (HORIZONTAL)
8 M	0 M
7 M	3 M
6 M	6 M
5 M	9 M
4 M	12 M
3 M	15 M
2 M	18 M
1 M	21 M

The MINIBLUE® can be mounted in any orientation up to 8m away from the A.C unit.